


# Rome Travel Guide


## ? General Information


- Rome is one of the world's icons of antiquity the city of ancient sites and ruins the city of cultural journeys.
- Currency: The official currency in Italy is the Euro, since 1999. 
- Language: The official language spoken in Rome is Italian, travellers will find that many locals speak English, especially those who work in restaurants, hotels and other places associated with tourism. *Bella Ciao*
- Climate: Rome has a Mediterranean climate with cool winters and generally hot summers, which means that any time of year is good for visiting the city.

## ? Public Transport

These are the main means of transportation in the city:

 Metro: Rome only has three lines and is currently the smallest metro system in Europe. Nevertheless, it reaches the city's most important landmarks.

 Bus: Find out the main bus lines in Rome, their schedules and frequencies and tips to help you get around the city on this type of public transport.

 Public transportation tickets in Rome can be bought in vending machines in any metro station, convenience stores or newsagents.

# Explore Rome Now

## Colosseum



1) Please scan the QR code via your digital device and explore the 3D version of Colosseum with your group members. After you finished, discuss the given questions with your friends and write your answers.

- Write three descriptive adjective according to 3D Colosseum.
- Would you like visit the Colosseum in real life, why?
- How would you describe your feeling, when you explored the 3D Colosseum?

## Fountain Trevi



1) Please scan the QR code via your digital device and explore the 3D version of Fountain Trevi with your group members. After you finished, discuss the given questions with your friends and write your answers.

- Write three descriptive adjective according to 3D Fountain Trevi.
- Would you like visit the Fountain Trevi in real life, why?
- How would you describe your feeling, when you explored the 3D Fountain Trevi?

# Sanal

## The Antiquity and Cultural Glories

Rome is like a picturesque city where you still can see and witness the glorious ancient times through its buildings, palaces, churches, museums, and more.

Must-visit destinations are:

- The Vatican City
- The Pantheon
- Trevi Fountain
- Centro Storico and The Spanish Steps
- The Capitoline Museum
- Santa Maria Maggiore – a majestic church
- and more



- The Colosseum and the Arch of Constantine
- The Roman Forum
- The Palatine Hill



## How to Rome Most

Rome is surprising and can be somewhat overwhelming. Therefore, no need to rush your bucket list. Take your time, take some kick back, and enjoy what you see along your trips – la dolce vita (the sweet or good life) in a park or sidewalk cafes, for example. Or else, you can hop on a bus city sightseeing tour – enjoy the entire city by seating on an open-air, double-deck bus.

**Call us now!**

+123-456-7890

# Visit the biggest museum of the Rome: National Roman Museum



Please scan the QR code via your digital device and explore the virtual tour of the National Roman Museum with your group members. After you finished, discuss the questions written below with your friends and write your answers.

1) What was the most eye catching statue in the museum?

2) What was considered as a sign of being leadership in ancient Rome?

**What will you see in National Roman Museum:**  
Baths of Diocletian  
Palazzo Altemps  
Palazzo Massimo  
Crypta Balbi

# Constantine



**Constantine , also known as Constantine the Great, was a Roman emperor and the first emperor to convert to Christianity.**



**You can take a look at Constantine's 3D model by scanning the QR code.**

# Make Your Digital Postcard

- 1) Open Canva: <https://www.canva.com/>
- 2) Create your account.
- 3) Type postcard and its key words into the search box.
- 4) Select a temple
- 5) Personalized your design accordingly to the genre





Here are some examples of postcards:

<https://www.zazzle.com/italy+postcards>




<https://www.edrawmax.com/article/postcard-examples.html>



## How to Write a Postcard

- 1) Start with a greeting.
- 2) Choose a type of message you want send: Life updates or city observation.
- 3) Wrap it up
- 4) Address it, stamp it, and put it in the mailbox.



[selinkorkusuz@gmail.com](mailto:selinkorkusuz@gmail.com)